

## PBG 1501 Breeze Oiling and Maintenance


Note to Operator: Failure to oil your machine properly will result in unwanted damage to your machine. Please follow these instructions carefully.

---

### Step by Step Instructions:




1. Inner portion of sewing head (connecting rods)
  - a. Move over to needle #1 and oil inside the hole on silver plate. When doing this you are oiling the connecting rods that are moving with your reciprocator while the machine is sewing



2. Put one drop of oil on the needle bar springs located behind the take up levers weekly





3. Rotary Hook-2 drops, twice daily (once every four hours)



## Other Maintenance Procedures:

1. Remove the needle plate at least once every other day and blow out the area under it (highlighted below) with compressed air. This will remove lint build up and dust from effecting your ability to embroider properly.



2. Replace your bobbin case every 3-6 months, or after dropping it on the ground as this will damage the metal on the bobbin case.
3. Replace the needles on your machine roughly every 40 hours of use. In addition, if you are having excessive thread breaks on a particular needle, you should replace the needle as part of your troubleshooting methods.